

# BAN0109BV

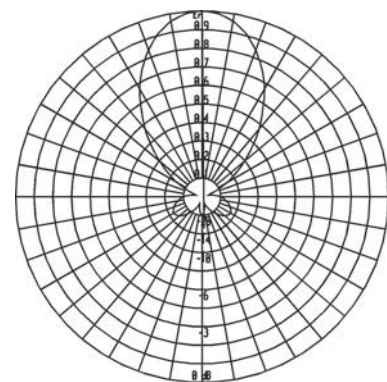
## UHF Four Dipoles Panel

470 ÷ 860 MHz

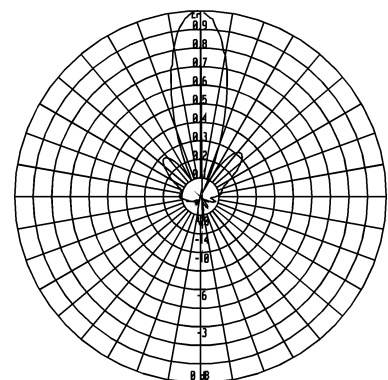


Type	BAN0109BV
<b>ELECTRICAL</b>	
Frequency	470 ÷ 860 MHz
Impedance	50 Ω unbalanced
V.S.W.R. (R.L)	< 1.12 (-24.9 dB)
Gain	10.8 dBd
HPBW H-pattern	± 30°
HPBW V-pattern	± 14°
Polarization	Vertical
Max power	See Below Table
Input connector	7/16 (f) din , 7/8"EIA
Lightning Protection	DC grounded
<b>MECHANICAL</b>	
Connector material	Nickel plated Brass
Radiating Elements and back Plane	Passivated Stainless Steel
Internal lines material	Passivated Aluminum
Insulators material	Virgin PTFE
Brackets and Hardware material*	Hot dip galvanised Steel
Pressurization	yes
Environment Protection	U.V. resistant Fiberglass Radome
Survival wind velocity	240 km/h
Wind load at 160 km/h Frontal	870 N
Wind load at 160 km/h Lateral	400 N
Dimensions	100 x 52 x 25 cm
Weight	11.0 kg
Mounting System	See Below

### RADIATION PATTERN

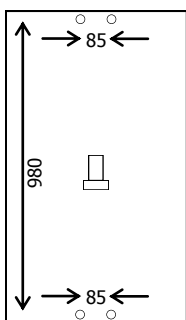


H\_pattern



V\_pattern

\* Order separately



Tower Mount trough #4 M8 Treads  
Pole mount available upon request

### Ordering Information

p/n	Input Connector	Max Power
BAN0109BV.01	7/16 (f)	1.5 kW
BAN0109BV.02	7/8" EIA	2.5 kW