

BAN4200

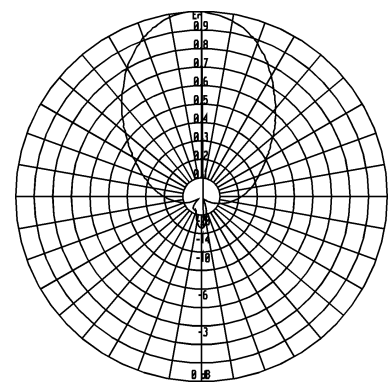
UHF 120° Four Dipoles Panel

606 ÷ 710 MHz

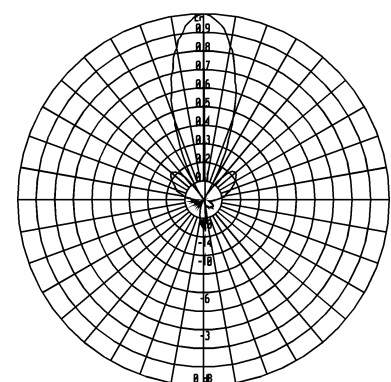
Type	BAN4200
ELECTRICAL	
Frequency	606 ÷ 710 MHz
Impedance	50 Ω unbalanced
V.S.W.R. (R.L)	< 1.09 (-27.3 dB)
Gain	10.0 dBd
HPBW H-pattern	± 38.0°
HPBW V-pattern	± 12.5°
Polarization	Horizontal
Max power	See Below Table
Input connector	7/16 (f) din , 7/8"EIA
Lightning Protection	DC grounded
MECHANICAL	
Connector material	Nickel plated Brass
Radiating Elements and back Plane	Passivated Stainless Steel
Internal lines material	Passivated Aluminum
Insulators material	Virgin PTFE
Brackets and Hardware material*	Hot dip galvanised Steel
Pressurization	yes
Environment Protection	U.V. resistant Fiberglass Radome
Survival wind velocity	240 km/h
Wind load at 160 km/h Frontal	700 N
Wind load at 160 km/h Lateral	300 N
Dimensions	108 x 53 x 25 cm
Weight	14.0 kg
Mounting System	See Below



RADIATION PATTERN

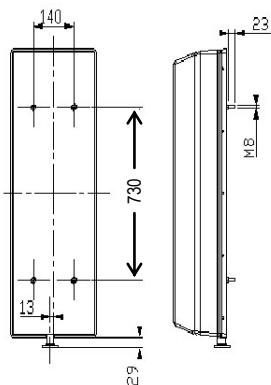


H_pattern



V_pattern

* Order separately



Tower Mount trough #4 M8 Treads
Pole mount available upon request

Ordering Information

p/n	Input Connector	Max Power
BAN4200.01	7/16 (f)	1.5 kW
BAN4200.02	7/8" EIA	2.0 kW